

Art.-Nr.:
item# **27512x**

Navi Lancia Delta ab 09/2008



Radio vorziehen




Pull radio forward



Oberes Blech einschieben



Insert upper metal plate



Konsole wie abgebildet positionieren



Position console as illustrated



Radio wieder einbauen




Reinstall radio



Änderungen vorbehalten Subject to change

Art. 27512x


Navi Lancia Delta ab 09/2008



Avancez l'autoradio




Tire la radio hacia delante



Inserez la tôle supérieur




Introduzca la chapa superior



Positionnez la console comme illustré



Posicione la consola como mostrado



Installez de nouveau l'auto-radio




Reinstale la radio



Art. 27512x


Navi Lancia Delta ab 09/2008



Radio naar voren trekken



Wyciagnac radio



Bovenste plaat er tussen schuiven




Wsunac gorna blaszke



Konsole zoals afgebeeld positioneren



Uchwył umiescic jak na przedstawionym zdjeciu.



Reinstale la radio



Radio ponownie zamontuj

