


**Einbauanleitung    installation instruction**  
**Art.-Nr.:                    070035                    GMC Acadia**  
**item#**



Verkleidung vorziehen




Pull cover forward



Blech wie abgebildet einschieben



Insert metal plate as illustrated



Konsole hochschieben



Push console upwards



Originalschraube durch das Blech wieder eindrehen



Reinstall original screw through metal plate



Änderungen vorbehalten    Subject to change

**Kuda-Phonebase GmbH**

Industriestraße 16  
D-49401 Damme

tel: +49 5491 9695 -0  
fax: +49 5491 9695 -30

eMail: [info@kuda-phonebase.de](mailto:info@kuda-phonebase.de)  
net: [www.kuda-phonebase.de](http://www.kuda-phonebase.de)

17.08.2009

## Instructions d'installation

## instrucciones de instalación

Art. **070035**


**GMC Acadia**



Avancez la couverture




Tire el revestimiento hacia delante



Inserez la tôle comme illustré




Introduzca la chapa como mostrado



Poussez la console vers le haut




Empuje la consola hacia arriba



Vissez de nouveau la vis originale à travers la tôle



Reinstale el tornillo original por la chapa



Nous nous réservons la possibilité de modification

Salvo posibles modificaciones

**Kuda-Phonebase GmbH**

Industriestraße 16  
D-49401 Damme

tel: +49 5491 9695 -0  
fax: +49 5491 9695 -30

eMail: [info@kuda-phonebase.de](mailto:info@kuda-phonebase.de)  
net: [www.kuda-phonebase.de](http://www.kuda-phonebase.de)

17.08.2009

## instrukcja montazu    installatie instructie


Art.                      **070035**                      **GMC Acadia**



Binnenwerk naar voren halen




Tapicerke do przodu zdemontowac



Plaat zoals afgebeeld inschuiven




Blaszke jak na zdjeciu wsunac



Console omhoog schuiven




Konsole do gory wsun



Originele schroef door het metalen lip weer vastdraaien



Oryginalna srube ponownie przykrecic przez blaszke



Nous nous réservons la possibilité de modification    Salvo posibles modificaciones

**Kuda-Phonebase GmbH**

Industriestraße 16  
D-49401 Damme

tel: +49 5491 9695 -0  
fax: +49 5491 9695 -30

eMail: [info@kuda-phonebase.de](mailto:info@kuda-phonebase.de)  
net: [www.kuda-phonebase.de](http://www.kuda-phonebase.de)

17.08.2009