



RMS 1500W

MAX 3000W

MAX B1-38

THE NEW STANDARD

With the GAS MAX B1 series enclosures we're setting the bar higher than ever. This is the next step in the evolution of the renowned and uncompromising MAX series. Now featuring three brutal 8" subwoofers, this is an enclosure engineered to deliver bass with an intensity and accuracy that will leave you wanting more, more and MORE!

BRACE FOR BASS

With three powerful 8" subwoofers the bass response is nothing short of impressive. The thick MDF construction and double layer front baffles ensure that the enclosure can withstand the immense force these subwoofers unleash, all while maintaining structural integrity. Internal bracing eliminates distortion, ensuring that every note hits with precision. The glued high strength dado and rabbet joinery design provides exceptional durability, creating a rock-solid foundation for the three subwoofers. The high airflow slot port has been meticulously optimized to deliver deep, resonant bass, immersing you in a listening experience like no other. This is precision car audio at its finest, with power that can only come from three brutal subwoofers working in near perfect harmony.

UNMATCHED, IN EVERY WAY

At the core of the MAX B1-38 are three custom-built MAX S1 subwoofers with a HD steel basket. To make sure that the MAX B1 delivers a truly unforgettable experience, we've equipped the subwoofer with a robust 2.5" voice coil and stacked HQ ferrite magnets for a total weight of 100 oz, a non-pressed paper cone, reinforced with Mica minerals, along with dual stitching and high roll foam suspension.

DESIGNED FOR EXCELLENCE

The black chrome plated push terminals are engineered for seamless impedance optimization. An important installer note: the terminal cups are internally wired to a powerful 1.33 Ohm impedance, ensuring you can unleash the full potential of your subwoofers with a high-performance monoblock amplifier. This setup guarantees that every watt of power is effectively channeled, maximizing your system's output and delivering an intense audio experience.

SPECIFICATIONS


MAX B1-38

Component	Pre-loaded enclosure
Size	3x8" (2x200mm)
Nominal Impedance	1.33 Ohm
Power RMS	1500W
Power MAX	3000W
Volume	68.1 L
Weight	33 KG

MAX B1-18SW

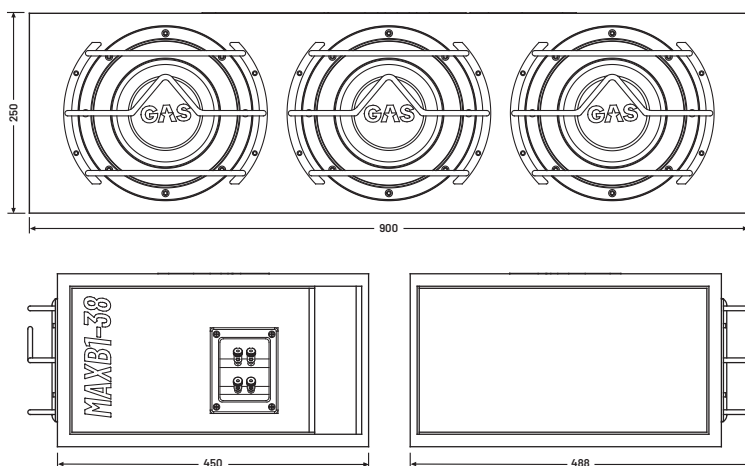
Component	Subwoofer
Size	8" (200mm)
Nominal Impedance	2+2 Ohm
Power RMS	500W
Power MAX	1000W
Freq. response	25-200Hz
Voice Coil	Dual 2.5" PCW
Voice coil former	Aluminum
Cone	Non-Pressed Paper
Dustcap	3D IMPP
Basket	HD steel
Magnet	HQ Ferrite 2x50oz
Suspension	High roll foam w. stitch
Tinsel	Dual silver coated leads

INCLUDED ACCESSORIES

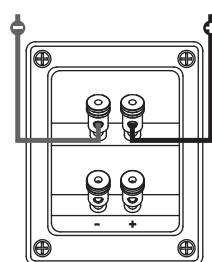


Manual
(1pc)

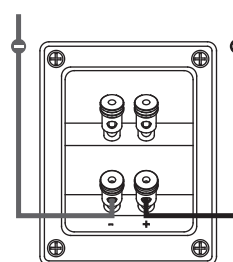
DIMENSIONS




TERMINAL CONNECTIONS



1.33 OHM
- Standard/Parallel connection -



1.33 OHM
- Standard/Parallel connection -



WARNING!
- Do not use serial connection -